













Trowel Notch Sizes

A good adhesive adheres even better, if it is applied with the correct tool. For your information, please find the exact measurements:

| | |  Space depth |  Space width |  Arc width |  Angle ° | |
|-------------------|---|--|--|--|--|---------|
| A 1 |  | 3/64" 1,11 mm | 1/16" 1,5 mm | 1/64" 0,5 mm | 55° | v-notch |
| A 2 |  | 1/16" 1,4 mm | 1/16" 1,3 mm | 1/16" 1,7 mm | 55° | v-notch |
| B 2 |  | 3/32" 2,55 mm | 5/64" 2,0 mm | 1/8" 3,0 mm | 55° | v-notch |
| B 3 |  | 1/8" 3,25 mm | 1/8" 3,3 mm | 1/8" 3,7 mm | 55° | v-notch |
| B 5 |  | 3/16" 5,15 mm | 1/2" 14,3 mm | 1/4" 5,7 mm | 55° | v-notch |
| B 11 |  | 3/16" 5,0 mm | 5/16" 7,9 mm | 1/4" 6,1 mm | 60° | v-notch |
| B 13 |  | 1/4" 6,5 mm | 1/2" 11,4 mm | 1/4" 7,1 mm | 55° | v-notch |
| B 5 All in one |  | 3/16" 5,15 mm | 1/2" 14,3 mm | 1/4" 5,7 mm | 55° | v-notch |